

Getting to know FortisBC's new electricity meters



Are you wondering what's being displayed on advanced meters?

Different information will cycle through the advanced meter display every six seconds. You'll see the electricity you use in kilowatt hours, your service voltage, as well as system and diagnostic information.


Information you may be most interested in:



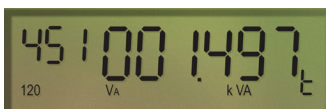
- When displaying the total amount of electricity you've used since the meter was installed, the smaller sized numbers on the left side of the LCD will read: '401' with the larger numbers on the right displaying your total kWh use.



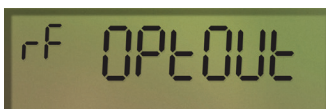
- If you're supplying electricity back to FortisBC through our net metering program, the amount of electricity you've supplied into the system will be displayed in kWh beside '402'.



- The service voltage will display beside '477'. This will depend on the type of service you have, for example 120 or 240.



- For larger services, the LCD will also display the peak amount of electricity used during the billing period. That figure will be used to calculate the demand charge when applicable.



- If you've chosen a radio-off meter, the display will flash "RF optout" between every cycle.

Other information may appear at times to help FortisBC employees with system and diagnostic information.

If you have further questions about the information appearing on the electricity meter, call our customer contact centre at **1-866-436-7847**.